



**B.PRO**  
CATERING SOLUTIONS

# ONE FOR ALL

**The serving and clearing trolleys from BPRO Catering Solutions.  
Permanently reliable.**

# TOUGH TROLLEYS

**The perfect mobile assistants made of stainless steel.**

**They can certainly take a lot.**



In the food service industry, hotels and the catering industry, things can get hectic during rush hours: day in, day out, huge numbers of dishes need to be transported. As quickly as possible.

**Ready for anything** – the serving and transport trolleys by BPRO Catering Solutions. With an extra sturdy design and high-quality processing,

they transport everything that is loaded onto them – light and easy to manoeuvre, regardless of how far it needs to go.

**The perfect size for all:** the serving and clearing trolleys for transport, temporary storage and stocking. Also available for larger capacities in the XXL version with additional shelves.

The most common serving and clearing trolleys are available from stock and are therefore ready for service very quickly.

**Typically BPRO Catering Solutions: More quality. More service. More options.**



**Firmly connected.**

Perfectly welded seams in one piece connect and stabilise tube frames and shelves. This ensures a good hold. Forever.




**Sturdy and safe.**

Curled edges and a large, deep-drawn profile edge not only make the shelves super sturdy and resilient, but also provide protection against cuts and scratches at work.



**Broken glass doesn't have a chance.**

And even if things get a little rough underfoot or a sharp corner awaits, the all-round, raised profile edge on every shelf makes sure nothing falls off.



**Smooth running at its best.**

Under every shelf, a noise-insulating antidrumming mat acts like a noise damper. Annoying rolling noises are therefore significantly reduced.



**Bump-resistant.**

A standard feature: the sturdy bumper rail protects the trolley and loaded items against scratches and scrapes.



**Extra tough.**

For extremely heavy loads, additional reinforcing profiles and gusset plates are available on request.



# NICE VIEW

**Privacy shield and attractive panelling in one. Quick as a flash.**

The panelling for BPRO serving trolleys hides everything that doesn't need to be seen. It also protects everything that needs to stay clean: used or clean dishes simply disappear behind closed doors.

The sturdy side walls are easy to hook in: simply clip in behind the edge of the upper shelf and fasten on the lower shelf – done. The sturdy side walls can be hooked in and unhooked easily. This facilitates cleaning and the trolley can also be used without panelling if necessary.

The three-sided panelling is available with or without hinged doors. When open, the doors can be locked within the bumper rail – this makes manoeuvring easy and prevents damage.


In addition to stainless steel, the panelling is available in 12 different colours, all of which make the serving trolley a real eye-catcher in any surroundings.




**The side walls**  
Simple to hook in and just as easy to remove.



## NEUTRAL COLOURS



Graphite black



Traffic grey B



Stone grey



Signal white

## LIVING COLOURS



Broom yellow



Merlot red



Petrol green



Sea blue


## FRESH COLOURS




Candy red



Neomint



Apple green



Lime

# SW-KIDS

## BPRO Kids serving trolleys



The BPRO Kids serving trolleys make nursery and school catering child's play. With its low height, young guests can reach all surfaces of the trolley with ease.

The trolleys are also very safe to use as the curled edges prevent injury. The serving trolley has a sturdy bumper rail and an antidrumming mat with a noise-insulating effect.

The trolley is available in various versions, naturally also with panelling.





# THE SPACE BOOSTER

**With the retrofittable worktop** you can create a highly practical, mobile chopping area for preparation and serving in next to no time.



## Worktop

The star of the show is the stainless-steel worktop. It fits perfectly on almost every existing BPRO 8 x 5 serving trolley. No special fixtures are necessary and the worktop can be removed again at any time. It features a cut-out for inserting two GN 1/3-65 containers for transporting chopped ingredients or using as catch trays.

The perfect addition to the BPRO COOK front cooking station.



#### **Synthetic or wood cutting board**

The synthetic or wood cutting boards guarantee a firm grip and are perfectly designed for almost every with the worktop and integrated GN containers. Practical: both have a juice groove that drains into the GN containers on the worktop.

#### **Hanging frame for GN containers incl. bracket for paper towel rolls**

The hanging frame creates even more storage options. It is quick and easy to hook on and off and provides sufficient space for 3 GN 1/6. Everything at hand: the frame also features a bracket for a paper towel roll.

#### **Knife holder for mounting on GN 1/6**

With the dishwasher-safe knife holder, knives can be stored in every deep GN 1/6. Since the knife holder does not cover the entire container, there's still enough space for tongs, spoons or other cooking utensils.

#### **Sneeze guard for serving trolley**

With the optional sneeze guard, your 8 x 5 serving trolley is also suitable for flexible, mobile serving. The sneeze guard is extra light and can be retrofitted to almost all SW 8 x 5 trolleys.



# CLEARING STATION

**Quite simple:** BPRO serving trolleys as mobile and flexible solutions for clearing.

## Mobile clearing station:

### Quickly sorted and ready to go.

With the serving trolley as a basis, the clearing station is perfect for collecting, sorting and returning trays, dishes and cutlery for up to 45 guests. Clever details and a privacy shield with labelling options boost efficiency even further.

The mobile clearing station is very useful for service, for example in beer gardens or at events. It helps to combine work processes, saving time when things get hectic.



Perfect for self-service. Helping to clear away after meals is an important aspect of learning how to deal with resources in schools and nurseries. The clearing station offers a simple and organised solution for sorting trays, plates, cutlery and glass as well as residual waste and paper. Easily manoeuvrable castors guarantee a smooth journey back to the dishwashing area.





### Shelf for trays

The shelf for trays is easy and quick to attach. It can be mounted at standard height (approx. 850 mm) or at children's height (approx. 700 mm) simply by turning it.

### Drip tray for glasses and cups

The stainless-steel drip tray fits perfectly onto the top shelf and features two integrated support bars on the base. Simply place the glass rack on top, and liquids drip onto the drip tray below.

### Hanging frame for GN containers

Frame for hanging GN containers for cutlery or as collection containers on the side.



# CUTLERY ATTACHMENT



### Serving trolley with cutlery attachment

Combined with the SW 10 x 6, the cutlery attachment offers ample space for cutlery, trays, dishes, napkins and condiments. It can be fitted at any time and easily removed afterwards.

Firm screw connections guarantee maximum stability. Incl. 5 GN 1/4-150 stainless-steel cutlery holders with transparent, half-flap Plexiglas cover.

## BPRO SERVING TROLLEYS **SW KIDS AND SW 6 x 4**



| Model                       | SW 6 x 4-2 Kids serving trolley                         | SW 8 x 5-2 Kids serving trolley    |
|-----------------------------|---|------------------------------------|
| Dimensions (L x W x H)      | 700 x 500 x 800 mm                                      | 900 x 600 x 800 mm                 |
| Clear dim. between shelves  | 435 mm  |                                    |
| Weight (synthetic castors)  | 10 kg   | 12 kg                              |
| Load-bearing capacity       | 120 kg  |                                    |
| Number of shelves           | 2 shelves   | 2 shelves                          |
| Dim. of the shelves (L x W) | 600 x 400 mm  | 800 x 500 mm                       |
| Max. load per shelf         | 80 kg   |                                    |
| Castor model                | 125 mm dia., 4 steering castors, 2 of which have brakes |                                    |
| Castor version<br>Order No. | Synthetic *<br><b>574 983</b>                           | Synthetic *<br><b>574 985</b>      |
| Castor version<br>Order No. | Galvanised steel<br><b>574 984</b>                      | Galvanised steel<br><b>574 986</b> |

\* corrosion-resistant in compliance with DIN 18867-8



| Model                       | SW 6 x 4-2 serving trolley                              | SW 6 x 4-3 serving trolley         |
|-----------------------------|---|------------------------------------|
| Dimensions (L x W x H)      | 700 x 500 x 950 mm                                      |                                    |
| Clear dim. between shelves  | 585 mm  | 275 mm                             |
| Weight (synthetic castors)  | 11 kg   | 13 kg                              |
| Load-bearing capacity       | 120 kg  |                                    |
| Number of shelves           | 2 shelves   | 3 shelves                          |
| Dim. of the shelves (L x W) | 600 x 400 mm  |                                    |
| Max. load per shelf         | 80 kg   |                                    |
| Castor model                | 125 mm dia., 4 steering castors, 2 of which have brakes |                                    |
| Castor version<br>Order No. | synthetic*<br><b>569 767</b>                            | synthetic*<br><b>569 768</b>       |
| Castor version<br>Order No. | galvanised steel<br><b>566 246</b>                      | galvanised steel<br><b>566 247</b> |
| Castor version<br>Order No. | air-identical<br><b>574 722</b>                         | air-identical<br><b>574 721</b>    |

## BPRO SERVING TROLLEYS **SW 8 x 5 AND SW 9 x 6**



| Model                       | SW 8 x 5-2<br>serving trolley                           | SW 8 x 5-3<br>serving trolley      | SW 8 x 5-4<br>serving trolley      | SW 8 x 5-5<br>serving trolley      |
|-----------------------------|---|------------------------------------|------------------------------------|------------------------------------|
| Dimensions (L x W x H)      | 900 x 600 x 950 mm                                      |                                    | 900 x 600 x 1290 mm                |                                    |
| Clear dim. between shelves  | 585 mm  | 275 mm                             | 285 mm                             | 205 mm                             |
| Weight (synthetic castors)  | 15 kg   | 18 kg                              | 21 kg                              | 25 kg                              |
| Load-bearing capacity       | 120 kg  |                                    |                                    |                                    |
| Number of shelves           | 2 shelves   | 3 shelves                          | 4 shelves                          | 5 shelves                          |
| Dim. of the shelves (L x W) | 800 x 500 mm  |                                    |                                    |                                    |
| Max. load per shelf         | 80 kg   |                                    |                                    |                                    |
| Castor model                | 125 mm dia., 4 steering castors, 2 of which have brakes |                                    |                                    |                                    |
| Castor version<br>Order No. | synthetic*<br><b>569 769</b>                            | synthetic*<br><b>569 770</b>       | synthetic*<br><b>569 771</b>       | synthetic*<br><b>569 772</b>       |
| Castor version<br>Order No. | galvanised steel<br><b>555 527</b>                      | galvanised steel<br><b>555 528</b> | galvanised steel<br><b>563 437</b> | galvanised steel<br><b>563 438</b> |
| Castor version<br>Order No. | air-identical<br><b>573 476</b>                         | air-identical<br><b>573 478</b>    | --                                 | --                                 |

\* corrosion-resistant in compliance with DIN 18867-8



| Model                       | SW 9 x 6-2<br>serving trolley                           | SW 9 x 6-3<br>serving trolley      | SW 9 x 6-4<br>serving trolley      | SW 9 x 6-5<br>serving trolley      |
|-----------------------------|---|------------------------------------|------------------------------------|------------------------------------|
| Dimensions (L x W x H)      | 1000 x 650 x 950 mm                                     |                                    | 1000 x 650 x 1290 mm               |                                    |
| Clear dim. between shelves  | 585 mm  | 275 mm                             | 285 mm                             | 205 mm                             |
| Weight (synthetic castors)  | 18 kg   | 20 kg                              | 30 kg                              | 32 kg                              |
| Load-bearing capacity       | 120 kg  |                                    |                                    |                                    |
| Number of shelves           | 2 shelves   | 3 shelves                          | 4 shelves                          | 5 shelves                          |
| Dim. of the shelves (L x W) | 900 x 550 mm  |                                    |                                    |                                    |
| Max. load per shelf         | 80 kg   |                                    |                                    |                                    |
| Castor model                | 125 mm dia., 4 steering castors, 2 of which have brakes |                                    |                                    |                                    |
| Castor version<br>Order No. | synthetic*<br><b>569 773</b>                            | synthetic*<br><b>569 774</b>       | synthetic*<br><b>569 775</b>       | synthetic*<br><b>569 776</b>       |
| Castor version<br>Order No. | galvanised steel<br><b>555 531</b>                      | galvanised steel<br><b>555 532</b> | galvanised steel<br><b>563 448</b> | galvanised steel<br><b>563 449</b> |
| Castor version<br>Order No. | --  | air-identical<br><b>574 732</b>    | --                                 | --                                 |



## BPRO SERVING TROLLEYS **SW 10 X 6 BASIC AND SW 10 x 6**



| Model                       | SW 10 x 6-2 BASIC<br>serving trolley                    | SW 10 x 6-3 BASIC<br>serving trolley | SW 10 x 6-4 BASIC<br>serving trolley | SW 10 x 6-5 BASIC<br>serving trolley |
|-----------------------------|---|--------------------------------------|--------------------------------------|--------------------------------------|
| Dimensions (L x W x H)      | 1100 x 700 x 950 mm                                     |                                      | 1100 x 700 x 1290 mm                 |                                      |
| Clear dim. between shelves  | 585 mm  | 275 mm                               | 285 mm                               | 205 mm                               |
| Weight (synthetic castors)  | 20 kg   | 23 kg                                | 34 kg                                | 37 kg                                |
| Load-bearing capacity       | 120 kg  |                                      |                                      |                                      |
| Number of shelves           | 2 shelves   | 3 shelves                            | 4 shelves                            | 5 shelves                            |
| Dim. of the shelves (L x W) | 1000 x 600 mm   |                                      |                                      |                                      |
| Max. load per shelf         | 80 kg   |                                      |                                      |                                      |
| Castor model                | 125 mm dia., 4 steering castors, 2 of which have brakes |                                      |                                      |                                      |
| Castor version<br>Order No. | synthetic*<br><b>573 486</b>                            | synthetic*<br><b>573 488</b>         | synthetic*<br><b>573 490</b>         | synthetic*<br><b>573 492</b>         |
| Castor version<br>Order No. | galvanised steel<br><b>573 487</b>                      | galvanised steel<br><b>573 489</b>   | galvanised steel<br><b>573 491</b>   | galvanised steel<br><b>573 493</b>   |
| Castor version<br>Order No. | air-identical<br><b>574 735</b>                         | air-identical<br><b>574 734</b>      | --                                   | --                                   |



| Model                       | SW 10 x 6-2<br>serving trolley                               | SW 10 x 6-3<br>serving trolley     | SW 10 x 6-4<br>serving trolley     | SW 10 x 6-5<br>serving trolley     |
|-----------------------------|--|------------------------------------|------------------------------------|------------------------------------|
| Dimensions (L x W x H)      | 1100 x 700 x 1010 mm   |                                    | 1100 x 700 x 1350 mm               |                                    |
| Clear dim. between shelves  | 585 mm   | 275 mm                             | 285 mm                             | 205 mm                             |
| Weight (synthetic castors)  | 23 kg  | 28 kg                              | 40 kg                              | 42 kg                              |
| Load-bearing capacity       | 160 kg   | 200 kg                             |                                    |                                    |
| Number of shelves           | 2 shelves  | 3 shelves                          | 4 shelves                          | 5 shelves                          |
| Dim. of the shelves (L x W) | 1000 x 600 mm  |                                    |                                    |                                    |
| Max. load per shelf         | 80 kg  |                                    |                                    |                                    |
| Castor model                | 125 mm dia., 4 steering castors, 2 of which have brakes      |                                    |                                    |                                    |
| Castor version<br>Order No. | synthetic*<br><b>569 778</b>                                 | synthetic*<br><b>569 780</b>       | synthetic*<br><b>569 782</b>       | synthetic*<br><b>569 784</b>       |
| Castor version<br>Order No. | galvanised steel<br><b>555 536</b>                           | galvanised steel<br><b>555 538</b> | galvanised steel<br><b>563 459</b> | galvanised steel<br><b>563 462</b> |
| Castor version<br>Order No. | --   | air-identical<br><b>574 733</b>    | --                                 | --                                 |
| Castor model                | 125 mm dia., 2 fixed castors, 2 steering castors with brakes |                                    |                                    |                                    |
| Castor version<br>Order No. | synthetic*<br><b>569 777</b>                                 | synthetic*<br><b>569 779</b>       | synthetic*<br><b>569 781</b>       | synthetic*<br><b>569 783</b>       |
| Castor version<br>Order No. | galvanised steel<br><b>555 535</b>                           | galvanised steel<br><b>555 537</b> | galvanised steel<br><b>563 458</b> | galvanised steel<br><b>563 461</b> |

\* corrosion-resistant in compliance with DIN 18867-8

## BPRO SERVING TROLLEYS SW 10 x 6 BASIC GDD



Shown with accessories  
top-mounted frame and  
GN lids


### Storage and transport for Gastronorm lids with seal.

The GDD top-mounted frame by BPRO Catering Solutions is the ideal solution for the correct storage, drying, transport and dispensing of Gastronorm lids with form-fitting seal.

Through its special geometry, it fits perfectly on 10 x 6 serving trolley shelves. It can hold up to 30 GN 1/1 Gastronorm lids or a large variety of smaller lids.

To go with the top-mounted frame, the SW 10 x 6-3 BASIC GDD serving trolley is available. Thanks to the larger distance between shelves, every shelf can accommodate a GDD top-mounted frame. The serving trolley therefore offers optimal mobile storage for large volumes.

| Model                       | SW 10 x 6-3 BASIC GDD serving trolley                   |
|-----------------------------|---|
| Dimensions (L x W x H)      | 1100 x 700 x 1290 mm                                    |
| Clear dim. between shelves  | 445 mm  |
| Weight (synthetic castors)  | 30 kg   |
| Load-bearing capacity       | 150 kg  |
| Number of shelves           | 3 shelves   |
| Dim. of the shelves (L x W) | 1000 x 600 mm   |
| Max. load per shelf         | 50 kg   |
| Castor model                | 125 mm dia., 4 steering castors, 2 of which have brakes |
| Castor version<br>Order No. | synthetic*<br><b>574 166</b>                            |

| Illustration  | Design  | Order No.      |
|---|---|----------------|
|  | <b>GDD top-mounted frame</b><br>for the correct storage of Gastronorm lids with form-fitting seal<br><br>For the models:<br>SW 10 x 6-2, SW 10 x 6-2 BASIC,<br>SW 10 x 6-3 BASIC GDD,<br>top-mounted frame can also be used without serving trolley | <b>574 167</b> |

## MCS 10 X 6-3 MOBILE CLEARING STATION



With cut-out for waste container (2x GN 1/3-200) on top shelf, incl. 4 gusset plates per shelf on the two top shelves, 2x GN-B 1/3-200 included in scope of delivery

Shown with accessories: side GN hanging frame with GN containers, drip tray, shelf and panelling on 3 sides

| Model                             | MCS 10 x 6-3<br>Mobile clearing station                 |
|-----------------------------------|---|
| Dimensions (L x W x H)            | 1100 x 700 x 950 mm                                     |
| Clear dim. between shelves        | 275 mm  |
| Weight                            | 23 kg   |
| Load-bearing capacity             | 150 kg  |
| Number of shelves                 | 3 shelves   |
| Dimensions of the shelves (L x W) | 1000 x 600 mm   |
| Max. load per shelf               | 80 kg   |
| Castor model                      | 125 mm dia., 4 steering castors, 2 of which have brakes |
| Castor version<br>Order No.       | Synthetic*<br><b>382 663</b>                            |

\* Corrosion-resistant in compliance with DIN 18867-8

## BPRO ARW **CLEARING TROLLEY**



| Model                       | ARW 9 x 6-2<br>clearing trolley                         | ARW 9 x 6-3<br>clearing trolley    | ARW 10 x 6-2<br>clearing trolley                                |
|-----------------------------|---|------------------------------------|---|
| Dimensions (L x W x H)      | 1000 x 650 x 1030 mm                                    |                                    | 1100 x 700 x 1010 mm  |
| Special features            | with three-sided, closed railing                        |                                    |   |
| Clear dim. between shelves  | 585 mm  | 275 mm                             | 481 mm  |
| Weight                      | 19 kg   | 23 kg                              | 25 kg   |
| Load-bearing capacity       | 120 kg  |                                    | 160 kg  |
| Number of shelves           | 2 shelves   | 3 shelves                          | 2 shelves   |
| Dim. of the shelves (L x W) | 900 x 550 mm  |                                    | 1000 x 600 mm   |
| Max. load per shelf         | 80 kg   |                                    |   |
| Castor model                | 125 mm dia., 4 steering castors, 2 of which have brakes |                                    |   |
| Castor version<br>Order No. | synthetic*<br><b>569 786</b>                            | synthetic*<br><b>569 787</b>       | synthetic*<br><b>569 788</b>                                    |
| Castor version<br>Order No. | galvanised steel<br><b>563 022</b>                      | galvanised steel<br><b>563 055</b> | galvanised steel<br><b>563 095</b>                              |
| Castor model                | --  | --                                 | 125 mm dia., 2 fixed castors,<br>2 steering castors with brakes |
| Castor version<br>Order No. | --  | --                                 | synthetic*<br><b>569 789</b>                                    |
| Castor version<br>Order No. | --  | --                                 | galvanised steel<br><b>563 090</b>                              |

\* corrosion-resistant in compliance with DIN 18867-8

## CASTOR OPTIONS **FOR B.PRO SERVING AND CLEARING TROLLEYS**

| Model                                   | Design  | Order No.                    |
|---|---|------------------------------|
| Air-identical castors                   | <b>Air-identical castors</b> , 125 mm dia.,<br>4 steering castors, 2 of which have brakes,<br>for all SW and ARW models   | Please specify when ordering |
| Antistatic castors                      | <b>Anti-static castors</b> , 125 mm dia.,<br>4 steering castors, 2 of which have brakes,<br>for the models: SW 6 x 4, SW 8 x 5, SW 9 x 6,<br>SW 10 x 6 BASIC, ARW 9 x 6 | Please specify when ordering |
| Stainless-steel castors                 | <b>Stainless-steel castors</b> , 125 mm dia.,<br>4 steering castors, 2 of which have brakes<br>for all SW and ARW models  | Please specify when ordering |
| Pneumatic-tired castors,<br>180 mm dia. | <b>Pneumatic-tired castors</b> , 180 mm dia.,<br>4 steering castors,<br>for the models: SW 6 x 4, SW 8 x 5,<br>SW 9 x 6, SW 10 x 6 BASIC,<br>ARW 9 x 6                  | Please specify when ordering |
| Pneumatic-tired castors,<br>200 mm dia. | <b>Pneumatic-tired castors</b> , 200 mm dia.,<br>either 2 fixed and steering castors or<br>4 steering castors, 2 of which have brakes,<br>for the models: SW 10 x 6     | Please specify when ordering |



## PANELLING SETS FOR BPRO SERVING TROLLEYS







|  | Panelling on 3 sides  | Panelling on 3 sides, with hinged doors on the front** | Hinged doors on the front**                  |
|--|---|--|--|
| Design                                 | For hanging on BPRO serving trolleys  | For simple mounting on BPRO serving trolleys           | For simple mounting on BPRO serving trolleys |
| Special features                       | Panelling parts completely removable for cleaning   |  | --   |
| Material                               | Stainless steel or thin sheet, double-sided electrolytically galvanised, powder-coated in various colours |  |  |
| For model                              | SW 6 x 4-2 Kids (especially suitable for children's catering)   |  |  |
| Colour panelling<br>Order no.          | 383 710*  | 383 712*   | 383 711*                                     |
| For model                              | SW 8 x 5-2 Kids (especially suitable for children's catering)   |  |  |
| Colour panelling<br>Order no.          | 383 713*  | 383 715*   | 383 714*                                     |
| For model                              | SW 8 x 5-2, SW 8 x 5-3  |  |  |
| Colour panelling<br>Order no.          | 375 453*  | 375 454*   | 380 362*                                     |
| In stock/quick delivery                | lime  | 574 130  |  |
|  | apple green   | 574 131  |  |
|  | carmine red   | 574 132  |  |
|  | graphite black  | 574 133  |  |
|  | raspberry   | 574 134  |  |
|  | stone grey  | 574 736  |  |
|  | sapphire blue   | 574 738  |  |
| Stainless-steel panelling<br>Order no. | 375 449   | 375 450  | 380 360                                      |
| For model                              | SW 9 x 6-2, SW 9 x 6-3  |  |  |
| Colour panelling<br>Order no.          | 383 341*  | 383 460*   | 383 458*                                     |
| For model                              | SW 10 x 6-2, SW 10 x 6-3, SW 10 x 6-2 BASIC, SW 10 x 6-3 BASIC, MCS 10 x 6-3                              |  |  |
| Colour panelling<br>Order no.          | 375 455*  | 375 456*   | 380 363*                                     |
| Stainless-steel panelling<br>Order no. | 375 451   | 375 452  | 380 361                                      |





\*All panelling and doors are available in 14 different colours. For overview, see page 4

\*\* Not possible in combination with gusset plates.

## ACCESSORIES FOR B.PRO SERVING AND CLEARING TROLLEYS






| Illustration   | Model            | Design   | Dimensions (W x L x H)<br>Capacity | Order No.  |
|--|------------------|--|------------------------------------|--|
|   | WB 8 x 5 worktop | <b>Worktop</b> made of stainless steel with cut-out for 2 GN 1/3-65 containers, for mounting on serving trolleys, incl. 2x GN 1/3-65, for the models: SW 8 x 5 (without railing) | 773 x 500 x 61 mm                  | <b>574 773</b>   |
| <br><br>Shown with accessories that are not included in the scope of delivery  | Hanging frame    | <b>Hanging frame</b> made of stainless steel, for GN containers, incl. bracket for paper towel rolls, for WB 8 x 5 worktop   | 231 x 477 x 200 mm                 | <b>574 783</b>   |
| <br><br>Shown with wood cutting board   | Cutting board    | <b>Cutting board</b> , perfectly designed for combination with the worktop and integrated GN containers, juice groove with drain, for WB 8 x 5 worktop                           | 530 x 325 x 20 mm,<br>(GN 1/1)     | Solid beech<br><b>574 775</b><br><br>Synthetic<br><b>574 776</b> |
| <br><br>Shown with accessories that are not included in the scope of delivery | Knife holder     | <b>Knife holder</b> for mounting on GN 1/6, synthetic  | 114 x 162 x 20 mm                  | <b>574 774</b>   |

## ACCESSORIES FOR B.PRO SERVING AND CLEARING TROLLEYS





| Illustration   | Model                  | Design  | Dimensions (W x L x H)<br>Capacity | Order No.  |
|--|------------------------|---|------------------------------------|--|
|   | SW SG<br>sneeze guard  | <b>Sneeze guard</b> for serving trolleys, retrofittable, made of acrylic glass (PMMA), for the models: SW 8 x 5   | 828 x 253 x 317 mm                 | <b>574 782</b>   |
| <br>Shown with accessories that are not included in the scope of delivery   | Worktop set, wood      | <b>Worktop set with wood cutting board</b><br>- WB 8 x 5 worktop incl. 2x GN 1/3-65<br>- Hanging frame incl. bracket for paper towel rolls<br>- 1x GN 1/6-200<br>- 1x GN 1/3-200<br>- Knife holder<br>- Wood cutting board,<br>for the models: SW 8 x 5 (without railing)   | --                                 | <b>574 777</b>   |
| <br>Shown with accessories that are not included in the scope of delivery | Worktop set, synthetic | <b>Worktop set with synthetic cutting board</b><br>- WB 8 x 5 worktop incl. 2x GN 1/3-65<br>- Hanging frame incl. bracket for paper towel rolls<br>- 1x GN 1/6-200<br>- 1x GN 1/3-200<br>- Knife holder<br>- Synthetic cutting board,<br>for the models: SW 8 x 5 (without railing)   | --                                 | <b>574 778</b>   |
|   | Privacy shield         | as <b>privacy shield</b> or, for instance, to label residual waste, paper, glass and cutlery, thin sheet, double-sided electrolytically galvanised, powder-coated in various colours, for easy mounting on serving trolleys, for the models: MCS 10 x 6-3, SW 10 x 6<br><br>* available in 14 different colours. For overview, see page 4 | 1031 x 205 x 430 mm                | lime<br><b>574 795</b><br>apple green<br><b>574 796</b><br>carmine red<br><b>574 797</b><br>graphite black<br><b>574 798</b><br>raspberry<br><b>574 799</b><br>additional colours<br><b>382 662*</b> |



## ACCESSORIES FOR SERVING AND CLEARING TROLLEYS

| Illustration  | Model            | Design  | Dimensions (W x L x H)<br>Capacity          | Order No.        |
|---|------------------|---|---|------------------|
|    | Shelf            | <b>Shelf</b> made of stainless steel, for placing trays, can be mounted at standard height (approx. 850 mm) or at children's height (approx. 700 mm) simply by turning it, cannot be combined with doors, for model: MCS 10 x 6-3 | 544 x 262 x 150 mm                          | <b>574 780</b>   |
|   | Drip tray        | <b>Drip tray</b> made of stainless steel, for collecting glasses and cups, suitable for glass racks (500 mm x 500 mm), for model: MCS 10 x 6-3  | 578 x 578 x 57 mm                           | <b>574 779</b>   |
|  | GN hanging frame | <b>GN hanging frame</b> made of stainless steel, for hanging GN containers on the side, for max. 3x GN1/6, for model: MCS 10 x 6-3  | 212 x 477 x 126 mm                          | <b>574 781</b>   |
|   |                  | GN 1/6-200<br><b>Gastronorm container</b> made of stainless steel   |   | <b>1 550 572</b> |
|  | AFB 4 x 2 x 2.5  | <b>Waste container</b> made of stainless steel, deep-drawn, with mounting hooks, easy to remove and mount on push handle, (not suitable for SW 6 x 4 or SW Kids 6 x 4)  | 425 x 225 x 250 mm<br>18.5 litres           | <b>555 509</b>   |
|  | BGN 1/3-150      | <b>Cutlery holder</b> made of stainless steel, deep-drawn, with mounting hooks, easy to remove and mount on push handle, (not suitable for SW 6 x 4 or SW Kids 6 x 4)   | 325 x 176 x 150 mm<br>110 pieces of cutlery | <b>555 510</b>   |

## ACCESSORIES FOR SERVING AND CLEARING TROLLEYS

| Illustration  | Model                    | Design   | Dimensions (W x L x H)<br>Capacity | Order No.                    |
|---|--------------------------|--|------------------------------------|------------------------------|
|    | CAT 5 cutlery attachment | <b>Cutlery attachment</b> made of stainless steel, incl. 5 cutlery holders (GN 1/4-150) with transparent, half-flap Plexiglas cover, for the models: SW 10 x 6   | 1031 x 318 x 361 mm                | <b>574 772</b>               |
|    | Railing                  | <p><b>All-round railing</b><br/>for all SW and SW Kids models</p> <p><b>Railing</b><br/>on 3 sides, one long side open, for all SW and SW Kids models</p>  | 50 mm high                         | Please specify when ordering |
|  | Gusset plates            | <p><b>Gusset plates</b><br/>4 per shelf except on lowest shelf, for the models: SW 6 x 4, SW 8 x 5, SW 9 x 6, SW 10 x 6,<br/>for every shelf with 4 gusset plates, the load-bearing capacity of the overall SW increases by 20 kg, the max. load per shelf does not increase (not possible for lowest shelf or SW 10 x 6 -3 BASIC GDD), the maximum possible total load-bearing capacity is 200 kg</p> | --                                 | Please specify when ordering |
|   | Reinforcing profile      | <p><b>Shelf reinforcing profile per shelf</b><br/>for the models: SW 8 x 5, SW 9 x 6, SW 10 x 6,<br/>the max. load per shelf increases by 10 kg, the load-bearing capacity of the overall SW remains unchanged</p>   | --                                 | Please specify when ordering |
|  | GDD top-mounted frame    | <p><b>Top-mounted frame</b><br/>for correct storage, drying, transport and dispensing of Gastronorm lids with form-fitting seal, for the models: SW 10 x 6-2, SW 10 x 6-2 BASIC,<br/>SW 10 x 6-3 BASIC GDD, top-mounted frame can also be used without serving trolley.<br/>Capacity:<br/>30 lids for GN 1/1 or<br/>60 lids for GN 1/2 or<br/>90 lids for GN 1/3</p>                                   | 963 x 496 x 231 mm                 | <b>574 167</b>               |

### **THE BPRO Catering Solutions GROUP.**

Our clients are as diverse and varied as our portfolio. In order to ensure we do our very best for every client, we concentrate our skills, abilities and capacities in three highly specialised business units: Catering – Products and systems for professional commercial kitchens. Industrial – Custom-made high-precision pieces using stainless steel, aluminium or synthetics for industry. And Railway – Equipment for galley kitchens and bistros on high-speed trains.

All of BPRO Catering Solutions's business units have DIN EN ISO 9001:2015 certification, guaranteeing a high standard of reliability and customer orientation.

BPRO GmbH + Co KG  
CATERING  
P.O. Box 13 10  
75033 Oberderdingen  
Germany  
Phone +49 7045 44-81900  
Fax +49 7045 44-81481  
[catering.export@bpro.de](mailto:catering.export@bpro.de)  
[www.bpro.com](http://www.bpro.com)

**B.PRO**  
CATERING SOLUTIONS